



The 16th China International Machine Tool Show Post Report

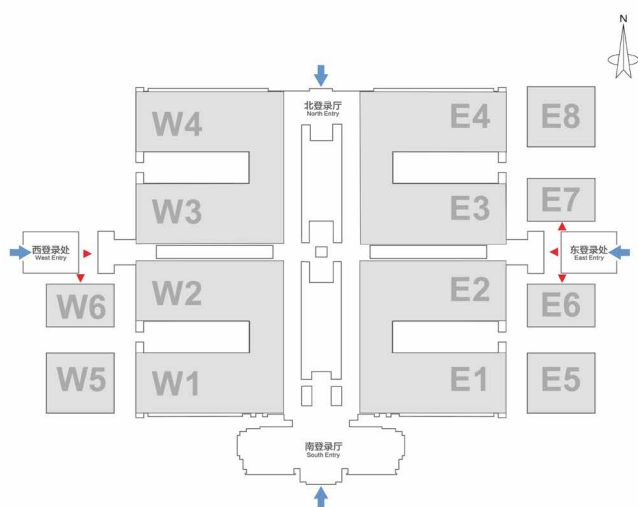


EXHIBITION RECAP

The 16th China International Machine Tool Show (CIMT2019), hosted by CMTBA-China Machine Tool & Tool Builders' Association, and co-organized with China International Exhibition Center Group Corporation was held from April 15th-20th, 2019 in China International Exhibition Center (New Venue). Organizers set the theme for CIMT2019 as "Win the smart future together" to actively promote connectivity, information-sharing and integrative development based on cooperation to realize all-win.

The exhibition uses all of the **8** indoor exhibition halls in China International Exhibition Center (New

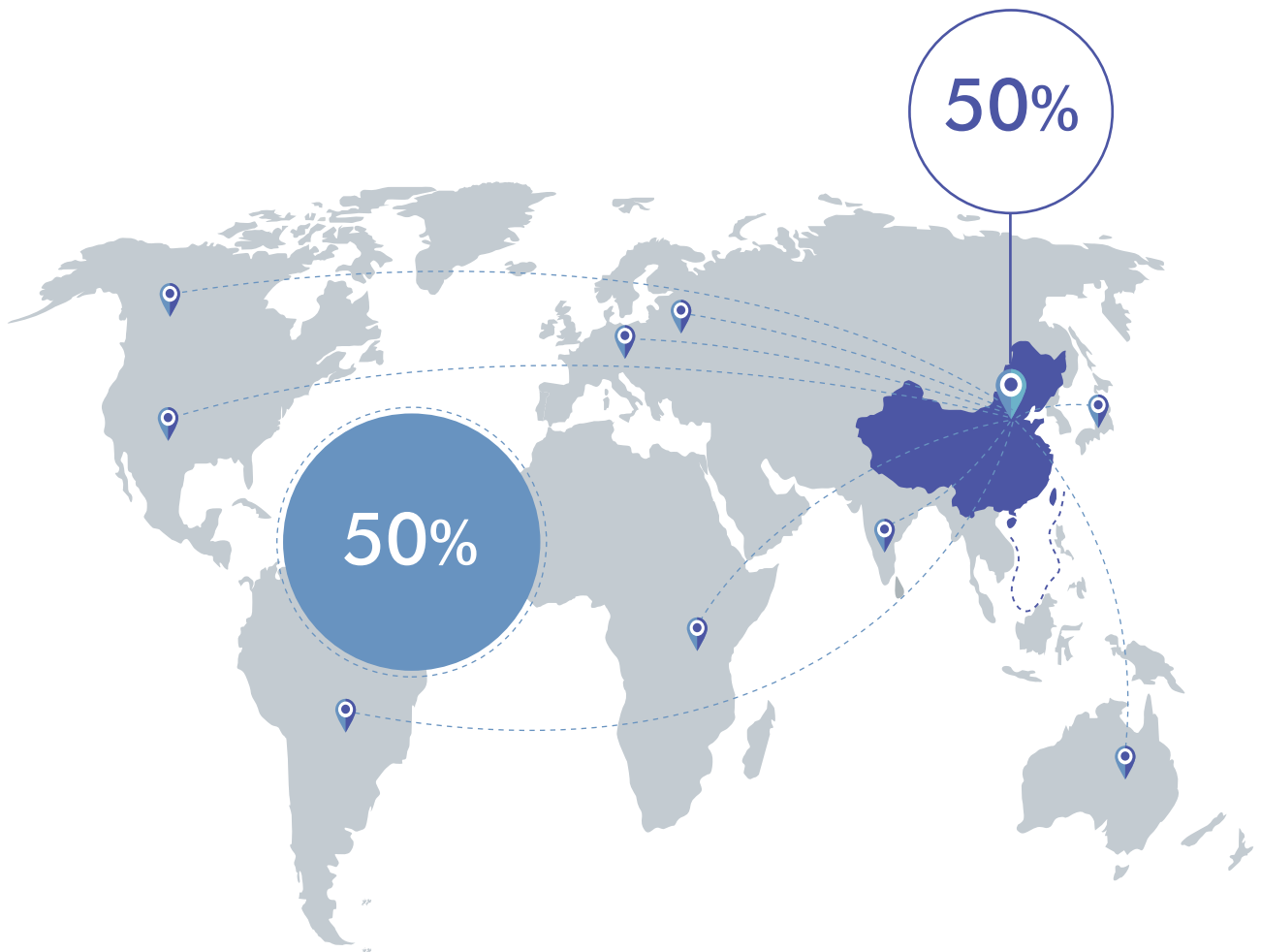
Venue) and **6** temporary exhibition halls on both west and east sides of the venue. The total exhibition area is **142,000** square meters, an increase of **8.4%** over CIMT2017. There are **1712** exhibitors from **28** countries and regions participating in the exhibition, up **3.57%** compared with CIMT2017. Among them, **838** are domestic exhibitors and **874** come from overseas. The exhibition area for domestic and overseas exhibitors accounts for about **50%** respectively. During the 6 days exhibition period from April 15th-20th, the total number of visitors reach **227,000**, and the accumulative person-time of entering exhibition halls reach **319,000**.



CIMT2019 Exhibition Hall floor plan

- E1** — Grinding Machine; Gear Cutting Machine; Industrial Robot and Automation Equipment; Function Unit;
- E2** — Japan Pavilion; Czech Pavilion; France Pavilion; Spain Pavilion; Overseas Exhibitors
- E3** — Lathe; Machining Center; Milling Machine; Boring Machine; EDM; Cutting Tool; Fixture; Tool Grinder
- E4** — Taiwan pavilion; Korea Pavilion; Cutting Tool; Fixture; Tool Grinder
- E5** — CNC System; Digital Display Device; Electric Equipment for Machine Tool; Function Unit; Korea Pavilion
- E6** — Japan Pavilion; Function Unit
- E7** — Cutting Tool; Fixture; Tool Grinder
- E8** — Taiwan pavilion; Accessory; Cutting Tool; Fixture
- W1** — German Pavilion; Swiss Pavilion
- W2** — Metal Forming Machine; Laser Processing Machine
- W3** — U.S. Pavilion; U.K. Pavilion; Italy Pavilion; Hong Kong Pavilion; India Pavilion; Overseas Exhibitors
- W4** — Machining Center / Milling Machine / Boring Machine / Drilling Machine / Sawing Machine / Slotting, Broaching, Planing Machine / Accessory
- W5** — German Pavilion; Swiss Pavilion
- W6** — Laser Processing Machine

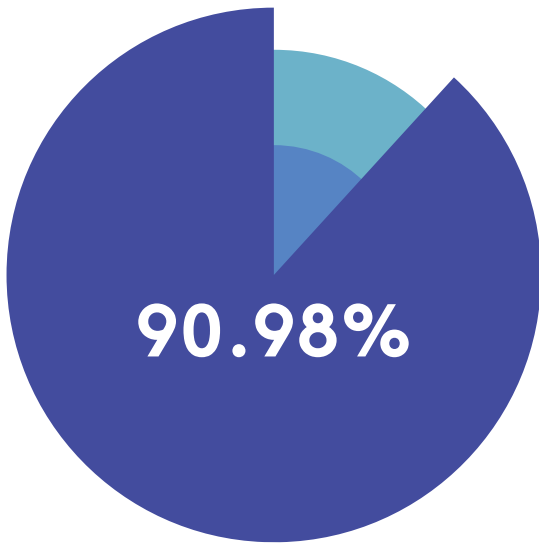
EXHIBITORS STATISTICS



There are **1712** exhibitors from **28** countries and regions participating in CIMT2019, a **3.57%** growth compared with CIMT2017. Among them, there are **838** domestic exhibitors and **874** overseas exhibitors. Machine tool associations and trade promotion organizations from **13** countries and regions form pavilions to participate in the exhibition, they are Germany, France, Korea, Czech, USA, Japan, Swiss, Spain, Italy, India, Britain, China

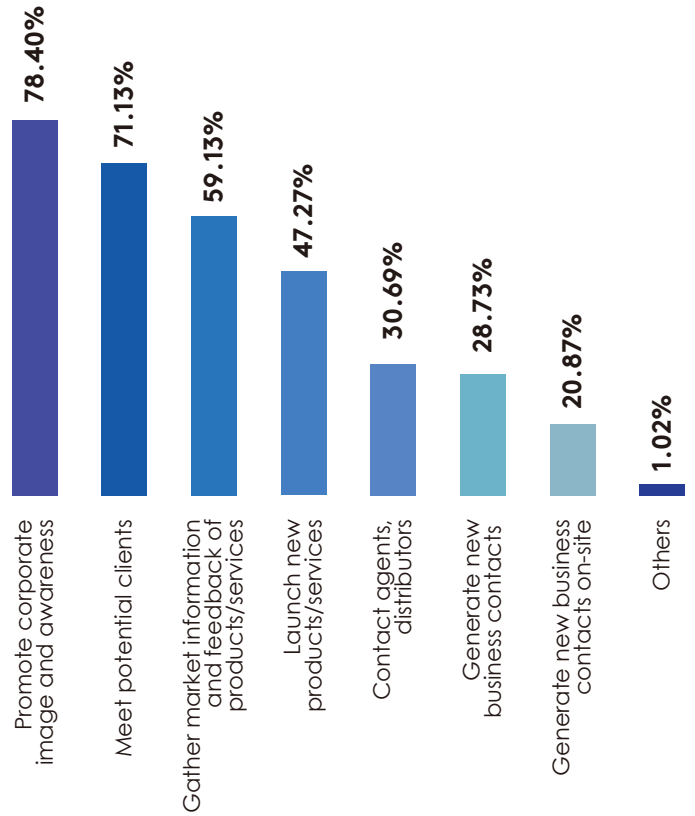
Taiwan and China Hong Kong. There are **10** branches of CMTBA form pavilions to participate in the exhibition, they are Tools, Non-Traditional Machine Tools, CNC System, Spindle, Functional & Rolling Components, Digital Display Device, Accessory, Electric Appliance, Super-Hard Material, and Grinding & Abrasives.

EXHIBITORS STATISTICS

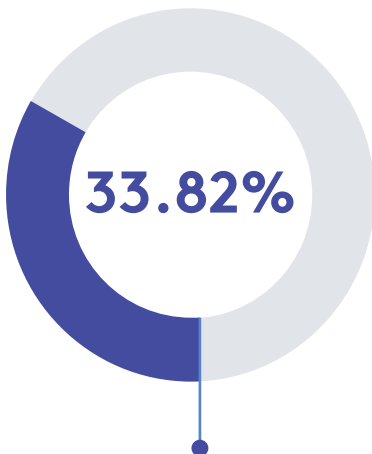


● Goals Accomplished

Objective and Motive

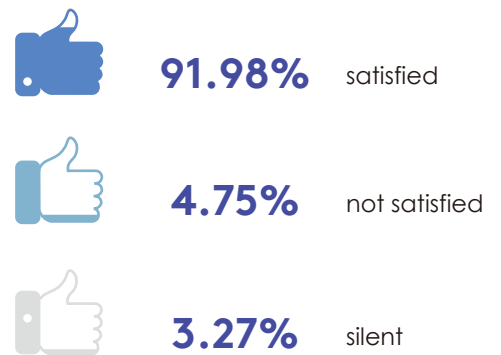


Generate new business contracts on site



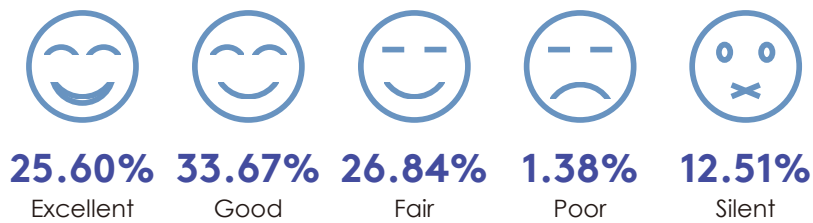
33.82% of exhibitors conclude business contracts on site

Satisfaction on General Management

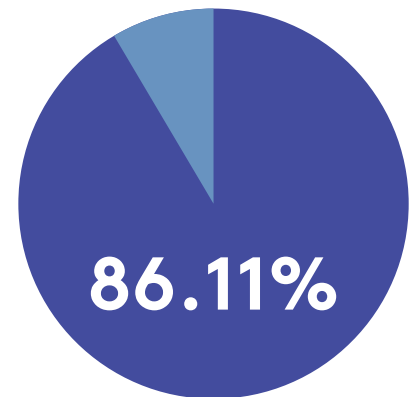


EXHIBITORS STATISTICS

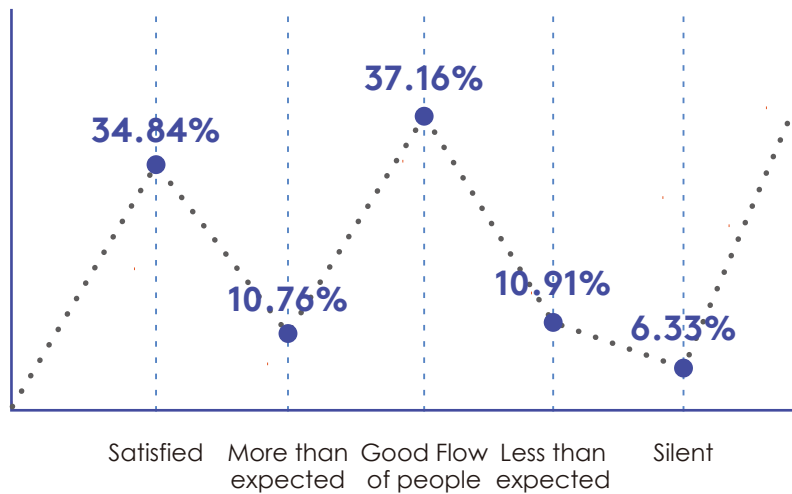
Evaluation on Quality of Trade Visitors



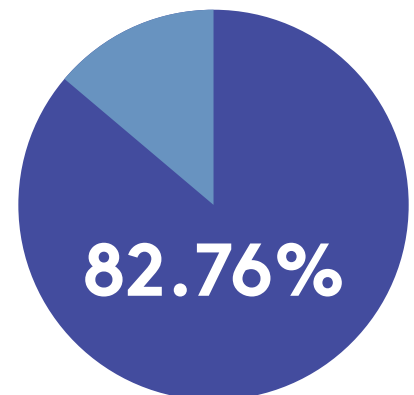
Exhibitors' Satisfaction Rate of Quality of Trade Visitors



Evaluation on Quantity of Trade Visitors

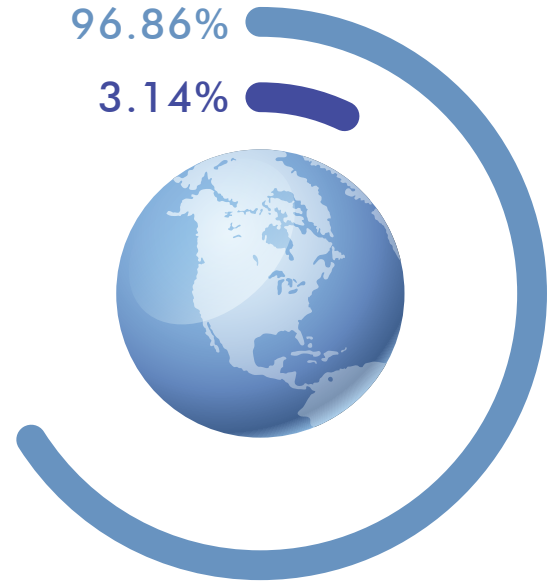


Exhibitors' Satisfaction Rate of Quantity of Trade Visitors

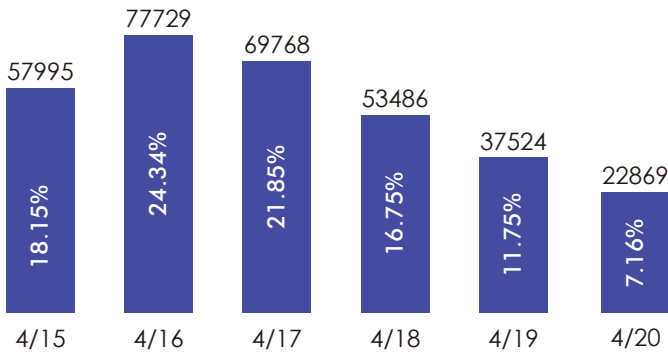


VISITORS STATISTICS

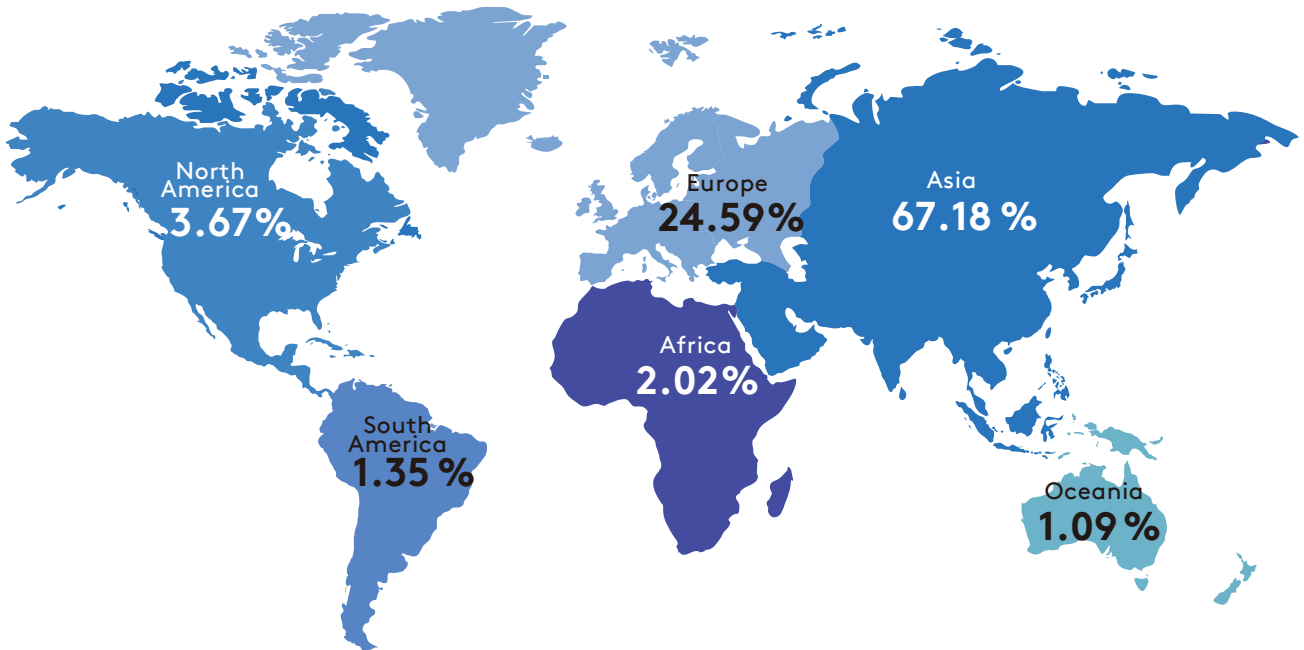
A total of **139079** industrial visitors from **81** countries and regions visit the exhibition, of which **96.86%** are domestic visitors, while **3.14%** are overseas visitors. Total person-time reaches **319371**.



Daily Visit-Flow Trend



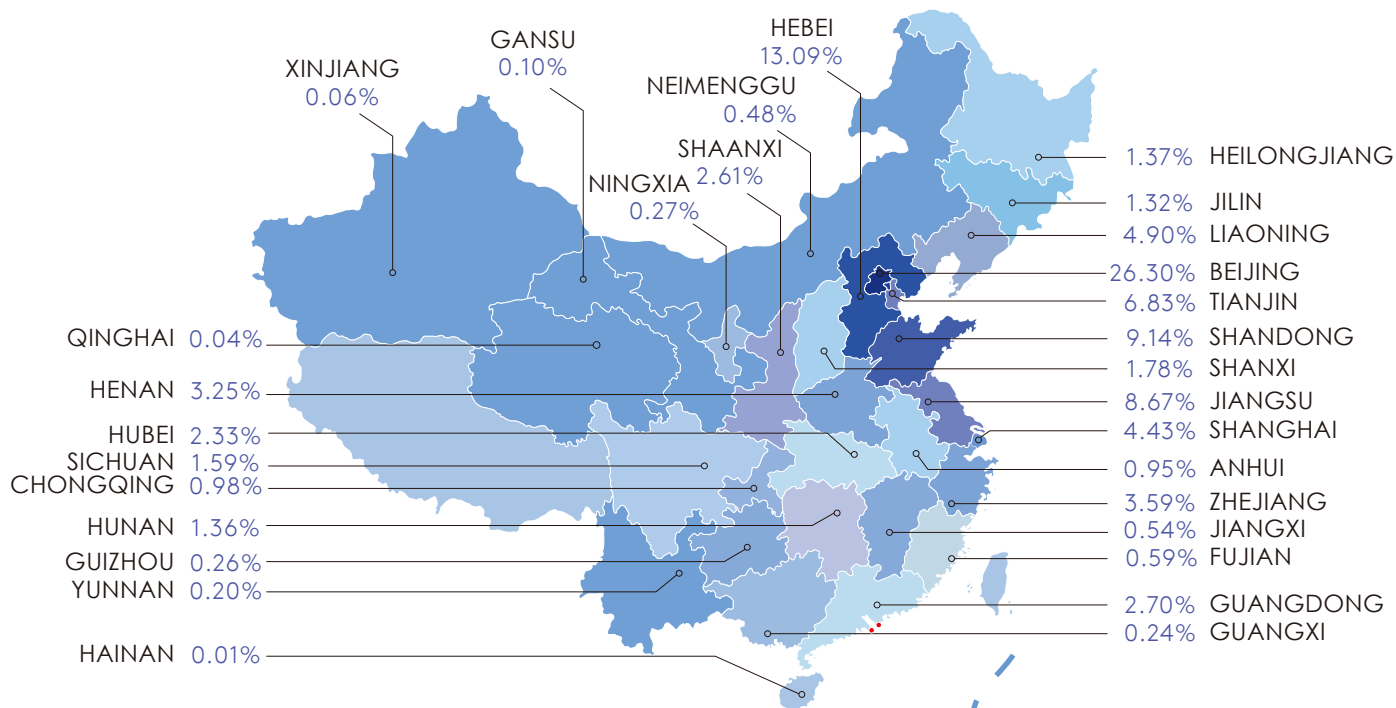
Overseas Visitors across the World



Overseas industrial visitors are mainly from Asia and Europe. The top 10 countries and regions are South Korea, China Taiwan, Japan, Russia, India, Germany, Malaysia, Italy, USA, and China Hong Kong.

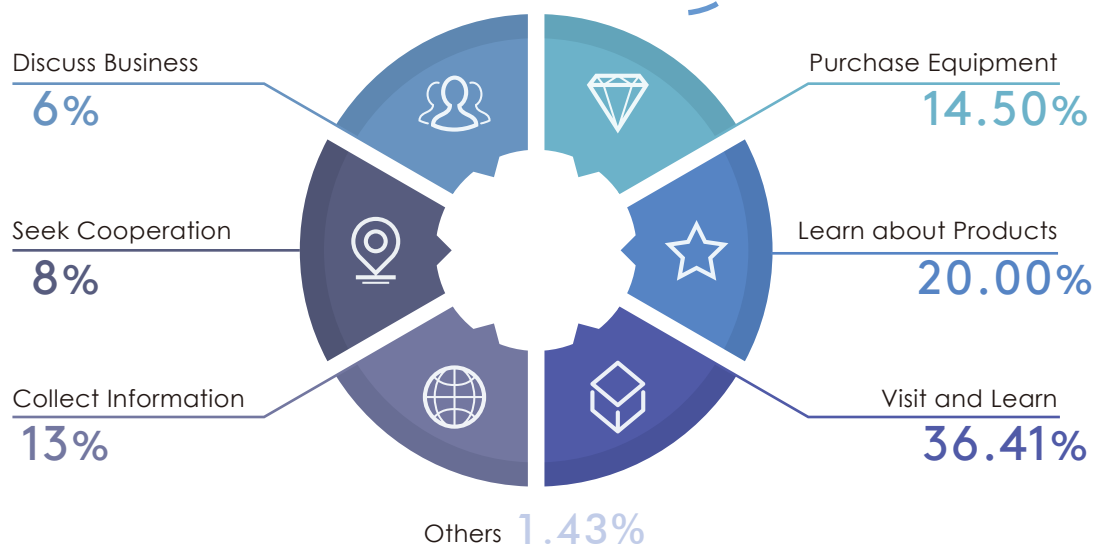
VISITORS STATISTICS

Proportion of Domestic Visitors from Different Provinces



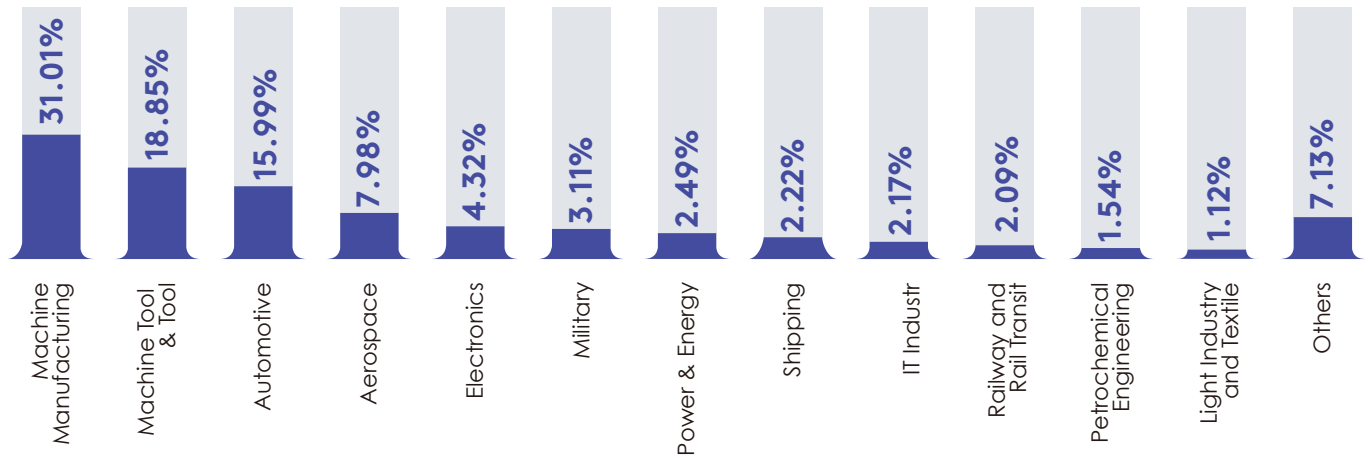
Domestic industrial visitors are from 30 provinces, cities and autonomous regions. The top 10 of them are Beijing, Hebei, Shandong, Jiangsu, Tianjin, Liaoning, Shanghai, Zhejiang, Henan and Guangdong.

Proportion of Objectives of Trade Visitors

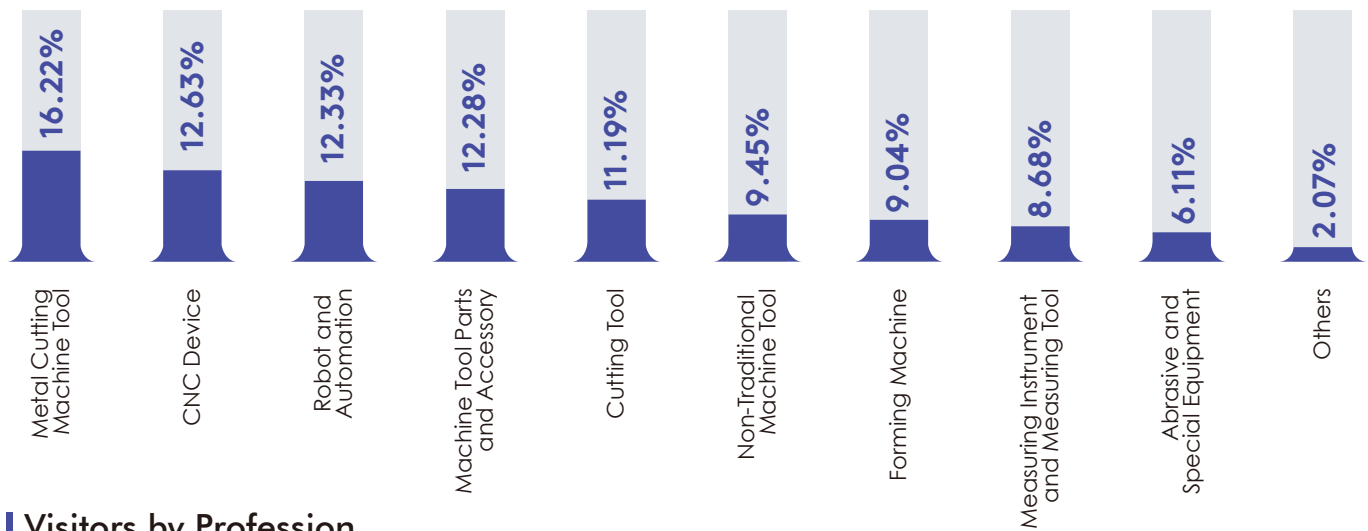


VISITORS STATISTICS

Visitors by Industry subdivision



Most Visited Products



Visitors by Profession

